


RS24 PRISMATIC SKYLIGHT

Skyline Series for 24" Trapezoidal Standing Seam Roof



PRODUCT FEATURES & OPTIONS

All kits ship complete and installation ready!

- 1 DOUBLE DOME SKYLIGHT**—Prismatic glazing achieves 70% visible light with 100% diffusion for balanced interior lighting. The arched dome shape delivers exceptional strength while maximizing interior light throughout the day.
- 2 THERMALLY BROKEN SKYLIGHT FRAME**—The poured-and-debrided skylight frame resists thermal transmission through the frame and the integral condensate gutter traps any interior moisture that may accumulate.
- 3 RS24 BASE**—0.080" aluminum with full penetration welds for complete weather-tightness. Side flanges nest with the roof panel profile for a seamless integration with any 24" O.C. Standing Seam roof application.
- 4 UPSLOPE DIVERTER**—Patented 14" diverter installs under the roof panel on the upslope and over the roof panel on the downslope. The RS24 provides 8" of upslope clearance to prevent water blockage and pooling.
- 5 2" RIGID INSULATION & LINER**—The RS24 utilizes 2" thick, high R-value rigid insulation along all base walls. A reflective bright white liner presents a clean and polished interior skylight well that boosts natural lighting properties.
- 6 FALL PROTECTION**—Safety screen mounts to the base unit under the dome assembly. Kit ships complete with all necessary clips and fasteners. The RS24 Fall Protection system is compliant with OSHA CFR 1910.23 and 1926.501.
- 7 SKYLIGHT SEQUENCING OPTION**—May be sequenced in 5' or 10' increments for a continuous daylight strip. Continuous runs are field assembled and sealed with a batten cap at joints. This versatile design delivers more daylight per roof opening, saving labor costs.
- 8 ENERGY CODE COMPLIANCE**—May be equipped with a solar heat blocker and additional thermal blocks to meet the most stringent skylight energy codes.

KEY BENEFITS

- ★ **High performance daylighting specifically designed for 24" O.C. Standing Seam Roof Systems**
 - ◆ Meets MBCI Weathertightness Warranty
 - ◆ Single base design installs in 1 hour or less
 - ◆ Exceptional watershed compared to competitive models
 - ◆ Ships standard with OSHA-Compliant Fall Screen
 - ◆ Retrofit or new construction—auto dealerships, military, retail, warehouse, schools and more





FIGURE 1: CROSS SECTION

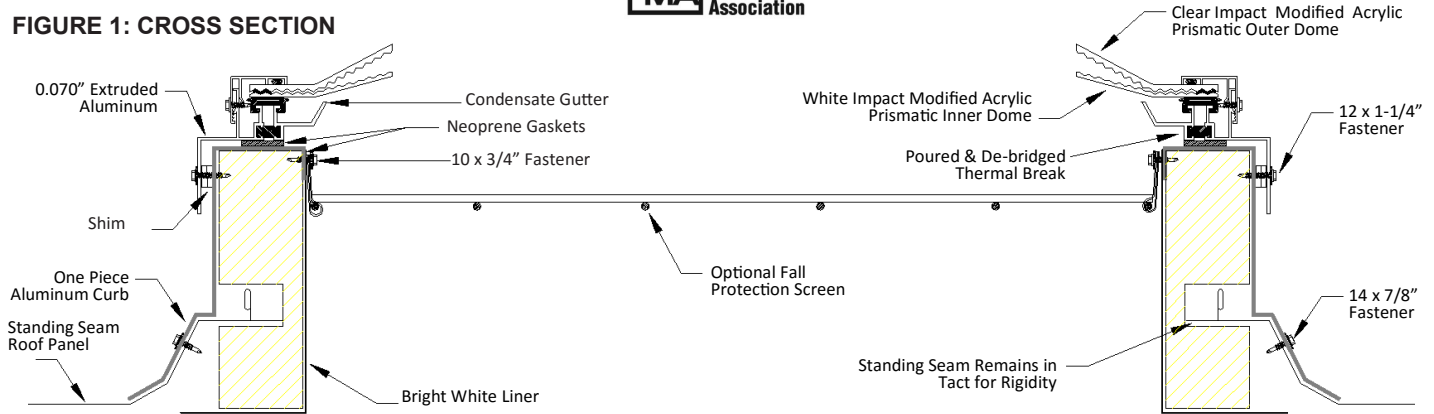
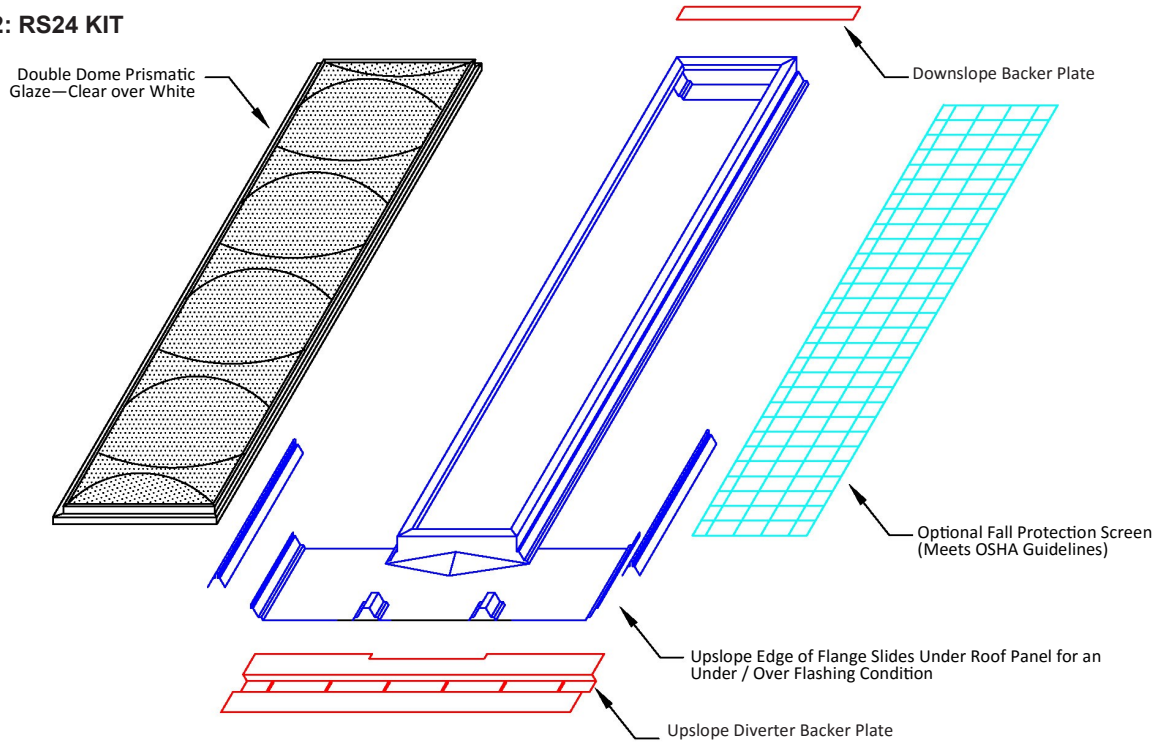


FIGURE 2: RS24 KIT



CONSTRUCTION

- 0.080" Aluminum Under/Over Fully Welded & Assembled Base
- 0.070" Extruded Aluminum Thermally Broken Skylight Frame
- 2" Rigid Vertical Insulation with Bright White Metal Liner
- 1/8" x 1" Neoprene Gasket Seals Skylight Frame
- Clear, 100% Impact Modified Acrylic Prismatic 0.177" Outer Dome
- White, 100% Impact Modified Acrylic Prismatic 0.118" Inner Dome
- 2-1/2" Triple Bead Mastic Tape, Polyurethane Sealant
- #5 Tek Shoulder Screws
- Long-Life Self Drillers w/ Washers: 12-14 x 1-1/4" & 14 x 7/8"
- Long-Life Self Drillers w/o Washers: 12 x 1-1/4" & 10 x 3/4"
- Expansion Joint Covers with 1/4" Flanged Shoulder Spacers

PERFORMANCE

- 70% Visible Light Transmittance with 100% Haze Factor
- 0.50 Solar Heat Gain Coefficient
- 0.65 U Factor or 1.54 R Value
- AAMA/WDMA/CSA 101/I.S.2/A440-08

OPTIONS

- 4" x 4" x 3/16" galvanized steel fall protection screen
- RS24 Custom Length—Increments of 5': _____
- Panel Offset Height: 3/8", 1-3/8", Custom _____
- Liner Height: 5-7/8", Custom _____
- Liner Base: 3", Custom _____

Customer	Date	Model	Quantity
Project Name	Roof Panel	Panel Offset Height	3/8" 1-3/8"